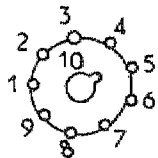


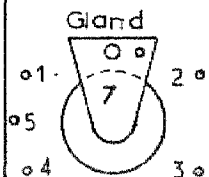
LAMPOMETRE 310 CTR METRIX
SCHEMAS D'INTERCONNEXION

12

Clef 9 br



11




14

Transco GM



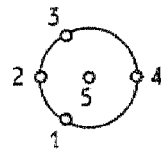
13

EA 50



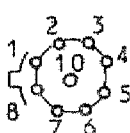
16

Europ 5 br



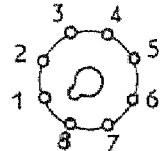
15

Rimlock



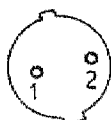
18

Octal



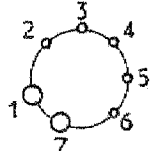
17

Baïonnette
PM



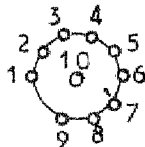
20

Amer 7 br



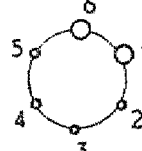
19

Noval



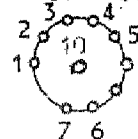
22

Amer 6 br



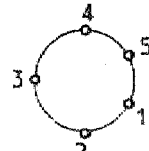
21

Noval
PL81 PY81



24

Amer 5 br



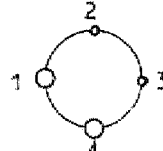
25

Subminiatures



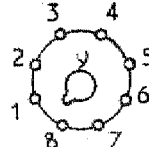
26

Amer 4 br



27

Lokai



Les numeros correspondent aux N° Selecteurs S20 (1 à 9 a...i)
Sauf 10 reliés systematiquement à la masse

SUPPORTS VUS DU COTE CABLAGE